

Synthesis of the Benzo-fused Indolizidine Alkaloid Mimics

Daniel L Comins*¹ and Kazuhiro Higuchi²Address: ¹Department of Chemistry, North Carolina State University, Raleigh, North Carolina 27695-8204, USA and ²Meiji Pharmaceutical University, 2-522-1 Noshio, Kiyose, Tokyo 204-8588, Japan

Email: Daniel L Comins* - Daniel_Comins@ncsu.edu; Kazuhiro Higuchi - khiguchi@my-pharm.ac.jp

* Corresponding author

Published: 30 November 2007

Received: 4 October 2007

Beilstein Journal of Organic Chemistry 2007, 3:42 doi:10.1186/1860-5397-3-42

Accepted: 30 November 2007

This article is available from: <http://bjoc.beilstein-journals.org/content/3/1/42>

© 2007 Comins and Higuchi; licensee Beilstein-Institut

This is an Open Access article distributed under the terms of the Creative Commons Attribution License (<http://creativecommons.org/licenses/by/2.0>), which permits unrestricted use, distribution, and reproduction in any medium, provided the original work is properly cited.

Abstract

A general synthesis of various benzo-fused indolizidine alkaloid mimics has been developed. The indolizidine derivatives **8** were prepared via heteroaryl Grignard addition to *N*-acylpyridinium salts followed by an intramolecular Heck cyclization. Further substitution reactions were developed to demonstrate that heterocycles **8** are good scaffolds for chemical library preparation.

Background

As part of a program directed at studying the synthesis and synthetic utility of *N*-acyldihydropyridones, the heterocycles **1** were developed as useful building blocks for alkaloid synthesis (Figure 1). [1,2] Biologically active indolizidine alkaloids [3] such as (+)-allopumiliotoxin 267A (**2**) [4], (±)-indolizidine 209B (**3**) [5], (+)-indolizidine 209D (**4**) [6], and (±)-tylophorine (**5**) [7] were prepared in racemic or enantiopure form using these dihydropyridone intermediates. Herein we demonstrate the utility of this chemistry for preparing diverse benzo-fused indolizidine compounds.

Results and Discussion

The reaction of various kinds of heteroaryl Grignard reagents with the *N*-acylpyridinium salt prepared from 4-methoxypyridine (**6**) and 2-iodobenzoylchloride (**7a**) was studied (Table 1). The addition of 2-furyl [8], 2-thienyl [9] and 2-pyrrolyl [10,11] Grignard reagents gave *N*-acyldihydropyridones **1a-c** in good yields (entries 1–3). In addition, the *N*-methyl-2-indolyl [11] Grignard reagent gave **1d** in moderate yield (entry 4). In spite of trying various methods of preparing the 2-pyridyl [12–15] Grignard reagent, **1e** was obtained in only 15% yield (entry 5). Encouraged by these results, the reaction of 3-heteroaryl

Grignard reagents was also examined (entries 6–9). The 3-furyl [16] and 3-thienyl [17] Grignard reagents were prepared from the corresponding 3-bromo compounds and gave **1f** and **1g** in moderate yields (entries 6,7). The compounds **1h** and **1i** were prepared in good yield from *N*-TIPS-3-bromopyrrole [18] and *N*-TIPS-3-bromoindole (entries 8,9).

Next, the intramolecular reductive Heck cyclization with *N*-acyl-2,3-dihydropyridones **1a-i** was investigated (Table 2). A short synthesis of indolizidine alkaloids of type **8** by using Heck or anionic cyclization methods was developed. [6,19] In this reaction, only the trans diastereomer was obtained as determined by analysis of the ¹H-NMR spectrum of the crude product. This methodology is useful for the synthesis of various types of indolizidine alkaloids and their mimics. Treatment of **1a-i** with 5 mol% of palladium catalyst, 2 equiv of formic acid and 4 equiv of triethylamine at 80°C in DMF provided **8a-i** in good yields. THF could also be used as a solvent in this reaction. In the case of **1h** and **1i**, the *N*-TIPS group was cleaved under the reaction conditions (entries 8,9).

To add more points of diversity, the preparation of derivatives containing functionality in the benzene ring was

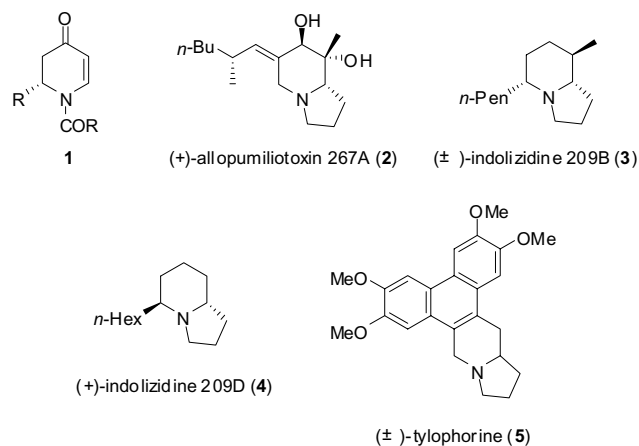
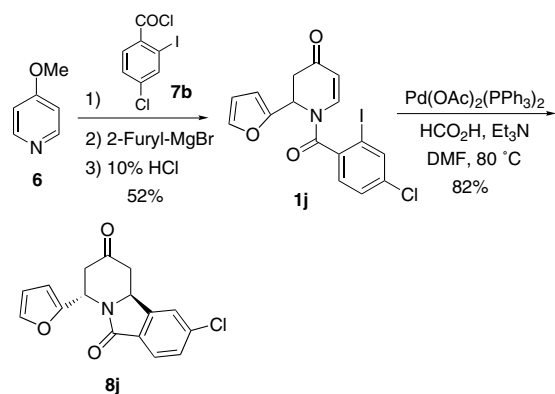


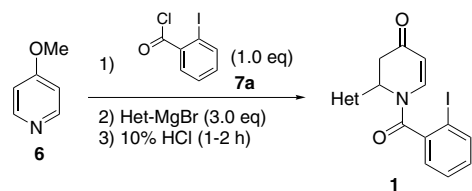
Figure 1
N-Acyldihydropyridone (1) and indolizidine alkaloids.

examined. The chloro-substituted compound **1j** was prepared from **6** and 4-chloro-2-iodobenzoylchloride (**7b**). [20] The reductive Heck cyclization of **1j** proceeded without difficulty to provide compound **8j** in 82% yield (Scheme 1).

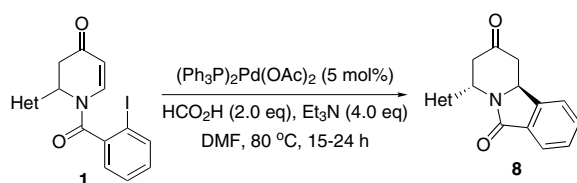


Scheme 1: Preparation of chloro-substituted compound 8j.

Table 1: Reaction with 2- and 3-substituted heteroaryl Grignard reagents



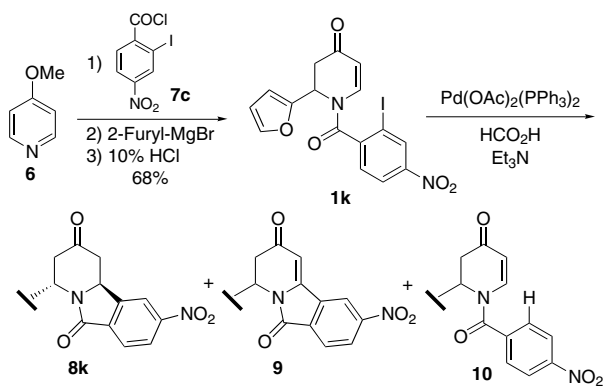
entry	Het-MgBr	Yield of I	entry	Het-MgBr	Yield of I
1		1a 83%	6		1f 55%
2		1b 86%	7		1g 58%
3		1c 69%	8		1h 9%
4		1d 51%	9		1i 77%
5		1e 15%			

Table 2: Intramolecular reductive Heck cyclization

entry	I	yield of 8	entry	I	yield of 8
1	1a	8a 82%	6	1f	8f 78%
2	1b	8b 81%	7	1g	8g 79%
3	1c	8c 74%	8	1h	8h 57% ^a
4	1d	8d 48%	9	1i	8i 82% ^a
5	1e	8e 31%			

^a TIPS group was cleaved.

Next, the nitro-substituted compound **1k** was prepared from 4-methoxypyridine (**6**) and 2-iodo-4-nitrobenzoyl chloride (**7c**) (Scheme 2). [21] Although the reductive Heck cyclization of **1k** gave the desired compound **8k** in 17% yield, the non-reductive cyclized product **9** and uncyclized compound **10** were isolated in 26% and 17%, respectively (entry 1). The reaction in THF with 10 mol% of palladium catalyst at a lower reaction temperature gave **8k** in 67% yield (entry 3). [22]

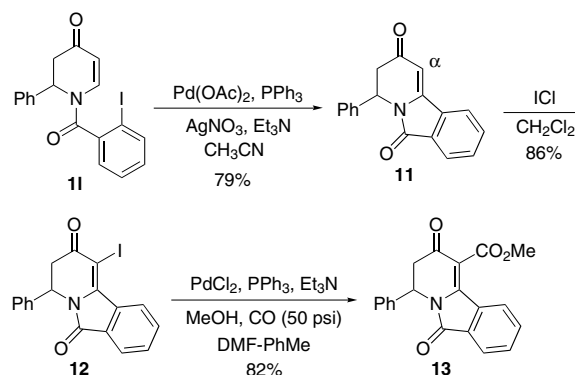


entry	Pd (mol%)	solvent	condition	8k	9	10
1	5	DMF	80 °C, 9 h	17%	26%	17%
2	5	THF	80 °C, 6 h	13%	0%	7%
3	10	THF	R.T. → 60 °C, 5 h	67%	5%	4%

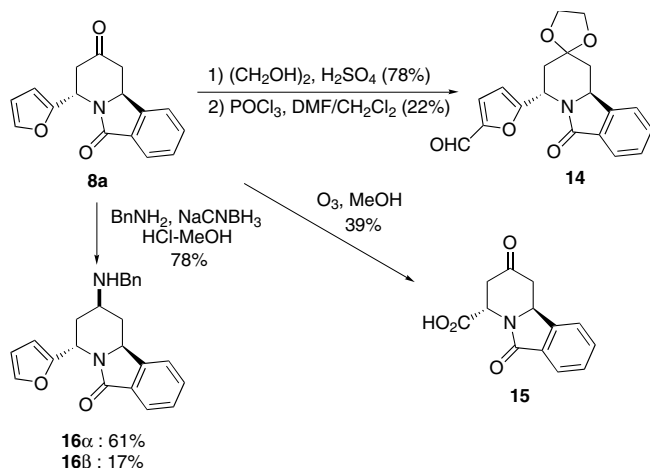
Scheme 2: Preparation of nitro-substituted compound 8k.

Scheme 3 shows a method for substitution at the α -position of *N*-acyldihydropyridone **11**. Our laboratories have reported C-5 substitution of 5-iodo-1,2-dihydropyridones via palladium mediated cross-coupling and carboalkoxylation. [23] Initially, non-reductive Heck cyclization of **11** [24] was carried out in the presence of Pd(OAc)₂ and AgNO₃ in CH₃CN. [22] Treatment of the product **11** with ICl in CH₂Cl₂ at 0 °C gave the iodinated dihydropyridone

12 in 86% yield. Palladium-catalyzed carboalkoxylation reaction of **12** gave the α -methoxycarbonyl dihydropyridone **13** in 82% yield.

**Scheme 3: α -Methoxycarbonylation of 11.**

The addition and modification of functional groups on **8a** were investigated (Scheme 4). The protection of the C-4 carbonyl of **8a** as a ketal followed by Vilsmeier-Haack formylation [25] furnished **14** in 22% yield. The furan ring of **8a** was converted to a carboxylic acid by ozonolysis to afford **15**. The reductive amination of **8a** with benzylamine provided **16 α** and **16 β** in good yield. The stereochemistry of these compounds was determined by NOESY NMR analysis. These functional groups, such as carboxylic acid and secondary amine, provide diversity which could be important for the development of biologically active derivatives.



Scheme 4: Modification of functional groups within 8a.

Conclusion

The synthesis and chemistry of indolizidine derivatives **8** was investigated with the goal of providing access to diverse heterocyclic compounds of potential biological activity. The various kinds of *N*-acyldihydropyridones **1** were conveniently prepared from heteroaryl Grignard reagents and *N*-acylpyridinium salts. Subsequently, dihydropyridones **1** were converted to **8** by use of an intramolecular Heck cyclization. The chloro- and nitro-substituted acyl chlorides **7** were also used to provide compounds with additional synthetic handles. The α -position of dihydropyridone **11** was halogenated and carbonylated to provide ester **13**. Compound **8a** was also converted to furfuraldehyde **14**, carboxylic acid **15** and secondary amines **16**. Indolizidine alkaloids such as type **8** are readily synthesized in 2 steps from commercially available compounds. We have demonstrated that compound **8** can be substituted with functional groups, and provide useful scaffolds for the preparation of indolizidine alkaloid mimics.

Experimental

See Additional file 1 for full experimental data

Additional material

Additional file 1

Experimental Section. Experimental details and full spectroscopic data for new compounds

Click here for file

[<http://www.biomedcentral.com/content/supplementary/1860-5397-3-42-S1.doc>]

obtained at NCSU instrumentation laboratories, which were established by grants from the North Carolina Biotechnology Center and the National Science Foundation (Grant CHE-0078253).

References

- Comins DL: *J Heterocycl Chem* 1999, **36**:1491-1500.
- Joseph S, Comins DL: *Curr Opin Drug Discov Devel* 2002, **5**:870-880.
- Michael JP: *Nat Prod Rep* 2007, **24**:191-222.
- Comins DL, Huang S, McArdle CL, Ingalls CL: *Org Lett* 2001, **3**:469-471.
- Comins DL, Zeller E: *Tetrahedron Lett* 1991, **42**:5889-5892.
- Comins DL, Zhang YM: *J Am Chem Soc* 1996, **118**:12248-12249.
- Comins DL, Morgan LA: *Tetrahedron Lett* 1991, **42**:5919-5922.
- Focken T, Charette AB: *Org Lett* 2006, **8**:2985-2988.
- Kuroda M, Nakayama J, Hoshino M, Furusho N, Kawata T, Ohba S: *Tetrahedron* 1993, **49**:3735-3748.
- Minato A, Suzuki K, Tamao K, Kumada M: *Tetrahedron Lett* 1984, **25**:83-86.
- Kuete JT, Comins DL: *J Org Chem* 2004, **69**:2863-2866.
- Iida T, Wada T, Tomimoto K, Mase T: *Tetrahedron Lett* 2001, **42**:4841-4844.
- Inoue A, Kitagawa K, Shinokubo H, Oshima K: *J Org Chem* 2001, **66**:4333-4339.
- Furukawa N, Shibutani T, Fujihara H: *Tetrahedron Lett* 1987, **28**:5845-5848.
- Ozawa K, Ishii S, Hatanaka M: *Chem Lett* 1985:1803-1804.
- Haarmann H, Eberbach W: *Tetrahedron Lett* 1991, **32**:903-906.
- Rieke RD, Kim SH, Wu X: *J Org Chem* 1997, **62**:6921-6927.
- Bumagin NA, Nikitina AF, Beletskaya IP: *Russ J Org Chem* 1994, **30**:1619-1629.
- Comins DL, Joseph SP, Zhang Y: *Tetrahedron Lett* 1996, **37**:793-796.
- Pelz K, Ernest I, Adlerová E, Metysová J, Protiva M: *Collect Czech Chem Commun* 1968, **33**:1852-1872.
- Protiva J, Krecek V, Máca B, Urban J, Budesínský M, Procházka M: *Collect Czech Chem Commun* 1989, **54**:1012-1018.
- Friestad GK, Branchaud BP: *Tetrahedron Lett* 1995, **36**:7047-7050.
- Comins DL, Joseph SP, Chen X: *Tetrahedron Lett* 1995, **36**:9141-9144.
- Beckwith ALJ, Joseph SP, Mayadunne RTA: *J Org Chem* 1993, **58**:4198-4199.
- Comins DL, Herrick JJ: *Heterocycles* 1987, **26**:2159-2164.

Acknowledgements

We express appreciation to SCYNEXIS Chemistry & Automation, Inc. for financial support of this research. The NMR and mass spectra were